



**BRAND EXPERIENCE –
ALWAYS FAIR.**

Messe-Pro · Dr.-Hans-Wilhelmi-Weg 1 · 35633 Lahnau · Telefon 0 64 41 / 2 10 08 - 0

GUIDELINES FOR THE DELIVERY OF PRINT DATA



www.messepro.de


In the following we have compiled some information and tips for you to keep the transfer of print data as easy as possible.

For any further questions, please do not hesitate to contact us personally.

Your contact persons:

Your personal project manager on matters related to scheduling or finishing and the graphic design will be at your disposal at any time.

For specific questions regarding graphics, please contact our graphic designer Anja Droß under +49 6441 2 10 08-235 or via e-mail a.dross@messepro.de.



www.messepro.de

Page size

The page size has to correspond to the size of the end product.
All sizes exceeding 5000 mm have to be created in 10%.

Bleed

The bleed on all edges is 30 mm.
This means that all objects reaching the edge of the page
have to be drawn into the bleed by 30 mm.

Image resolution

For best printing results, we recommend an image resolution of
at least 100 dpi for the actual trimmed image size in the layout.
Line drawings (logos etc.) should have a resolution of 1,200 dpi;
vectorised files, however, will be ideal.

Process colours

Please always use the CMYK colour space.
RGB colours will be converted into CMYK during the refining process at the
latest with considerable deviations from the original colour being possible.

Cut contour in special colours/spot colours

Always create cut contours (print & cut) in special colours,
please make sure to define them as spot colours.
Otherwise those colours will appear in the print layout.

Fonts

All used fonts must be converted into paths (vectorised).
If text corrections are desired, the respective fonts must also be transferred.

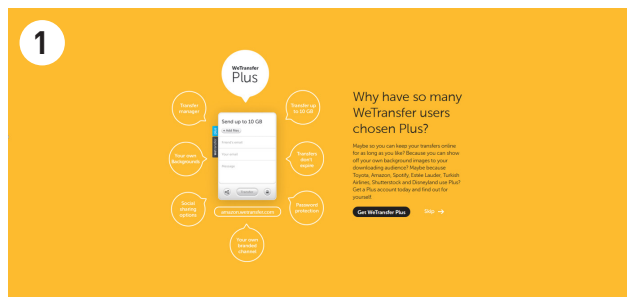
Data delivery

Via e-mail (up to 5 MB).
Via data carrier (CD or DVD).
Via data transfer: www.wetransfer.com (Quick Start Guide on the following page)

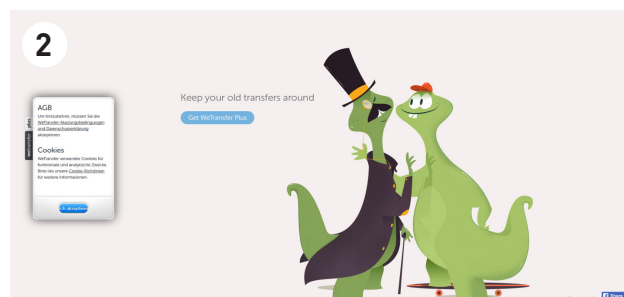


WeTransfer Quick Start Guide


WeTransfer offers the free transfer of data up to 2 GB. No more compression and no more size limitation when sending print data.



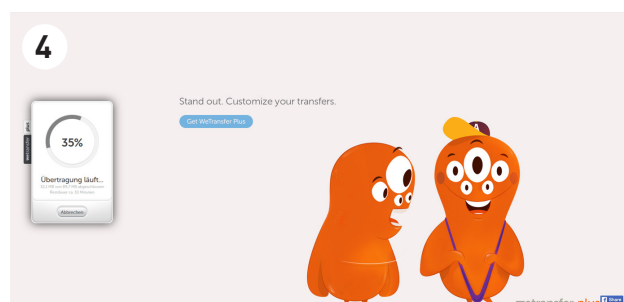
Geben Sie folgende Internetadresse ein:
www.wetransfer.com



Skip the Plus version “skip” and subsequently accept the terms and conditions.



- A: Click the link „Add files“, in order to add the desired images.
- B: Enter the e-mail address **a.dross@messepro.de** and your own address.
- C: Please insert your company name and the project in the message box.



Once you have added all files and provided the necessary information, click the button “Send”. The status of the data transfer will be displayed.



Following the data transfer, both you and the recipient will be sent an e-mail confirming and notifying of the successful data transfer.



www.messepro.de